

NEW

JCB I 16 | MORE COMPACTION PER LITRE



Operating weight : 11,250kg Engine power: 100hp Drum width: 2,100mm



MORE PRODUCTIVE

THE JCB116 IS DESIGNED TO GIVE YOU ULTIMATE PRODUCTIVITY. EQUIPPED WITH PROVEN GERMAN VIBRATION TECHNOLOGY, JCB116 GUARANTEES DESIRED COMPACTION DENSITY IN A MINIMUM NUMBER OF PASSES.

Complete compaction.

1 Front weight ratio is high which provides a very high static linear load. Combined with optimised amplitude and frequency, this helps you achieve the ultimate homogeneous compaction performance in the lowest possible number of passes on every surface from sand to rock.

2 JCB116 comes with a 28 mm thick solid drum, with a 10 mm stiffening ring to make it 38 mm from outside the higher centrifugal force of 256 Kn, static linear load of 30.24 Kg / Sqcm, high amplitude of 1.8 mm leads to better compaction.

3 JCB provides a single piece solid steel eccentric shaft, providing standard dual amplitude and dual frequencies.

4 If you plan to use your machine to compact clay, opt for our pad foot drum to improve water evaporation and, therefore, create more stable soil. For added versatility, choose a pad foot shell kit, which offers the best of both worlds.

The heavy side front frame gives stability to the vibrating mass during compaction.



1



2



3



4

MORE FUEL EFFICIENT

Built for efficiency.

1 The BS-III compliant JCB Diesel MAX engine is equipped with a variable fan as standard, providing you with fuel savings of up to 6%*.

- State-of-the-art JCB Diesel MAX engine
- Robust
- Fuel efficient
- In-house JCB service support

2 The JCB Diesel MAX engine delivers a massive 430Nm of torque, at low engine speeds for optimum responsiveness, for fuel-efficient matching of transmission and hydraulics.

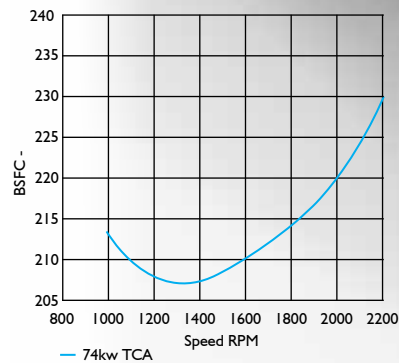
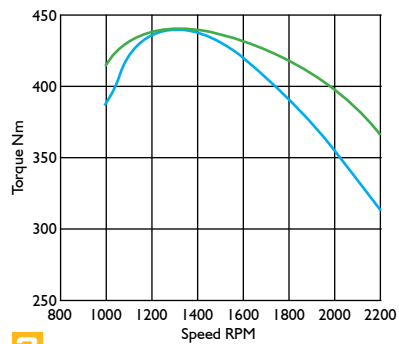
3 Provides unmatched fuel consumption in its class of machines.

JCB DIESEL MAX

1



2



3

— 74kw TCA — 85kw TCA

— 74kw TCA

*T&C Apply.

MORE RELIABLE AND DURABLE

SOIL COMPACTORS HAVE TOUGH LIVES, WHICH IS WHY WE'VE DESIGNED AND BUILT THE JCB116 TO BE AS ROBUST AS IT CAN BE. PRODUCTIVITY AND UPTIME ARE MAXIMISED ACCORDINGLY.

Quality at its best.

- 1 JCB116 is built with highly reliable and latest hydraulics components from Germany.
- 2 All of our soil compactors are subjected to a 2-hour hot test to make sure they're ready for trouble-free use from day one.
- 3 JCB uses advanced manufacturing and assembly processes to ensure maximum precision and quality components.
- 4 The lifetime lubricated central joint makes JCB116 more durable.
- 5 The bearings have unique metal face seals to avoid contamination which improves the life of a bearing.



Designed for reliability.

☒ JCB manufactures axles in-house which ensures reliability as well as easy availability of critical components in case of failure.

☒ The frame of the JCB I 16 is designed using finite element analysis, and it's fully strain gauged. It has also been tried and tested across various applications and environments.

☒ To prove our JCB Diesel MAX engines' durability, we've done 1,10,000 hours of testing in 70 different machines across the toughest applications and environments.

☒ Proven Vibromax compaction technology and German hydraulics.



6



BEST-IN-CLASS OPERATOR COMFORT

Designed for ease of use.

- 1 For best-in-class operator comfort JCB I 16 has intuitive, easy-to-use and ergonomic controls, all laid out in industry standards.
- 2 First in the industry to offer an IN-BUILT compaction meter, placed ergonomically for comfort.
- 3 Ergonomically designed steering wheel and console offer fatigue free operation.

Comfort on the move.

- 4 The cab platform is mounted on 4 viscous mounts, to isolate it from any vibrations and to make the operator feel comfortable even during high amplitude passes.



EASE OF SERVICING

WE UNDERSTAND THAT A SOIL COMPACTOR IS ONLY PROVIDING ULTIMATE PRODUCTIVITY AS LONG AS IT'S WORKING ON-SITE FOR YOU. THAT'S WHY WE'VE DESIGNED THE JCB I16 TO OFFER MAXIMUM UPTIME WITH SIMPLE, MINIMISED SERVICING.

Routine maintenance.

1 JCB I16 is designed for ease of servicing. All the daily checks can be done from ground level on one side.

2 A wide opening rear bonnet gives fast access to the engine compartment.

3 Assured parts supply : JCB India has built a robust logistics and supply chain management across the country that facilitates the provision of parts for all machines in the shortest time.

Ease of servicing

- 100% access to all hydraulic and engine components.
- Lockable diesel inlet to prevent vandalism.
- Waterproof control panel (IP 67/69).
- Towing pump, as an option.
- Auto dust removal feature.



1



3



MORE CARE



JCB PREMIER LINE SOLUTIONS ARE A SET OF NEW AND INNOVATIVE SOLUTIONS DESIGNED TO GIVE MAXIMUM VALUE TO JCB'S PRIVILEGED CUSTOMERS. IT IS A COMPREHENSIVE RANGE OF CUSTOMISED SUPPORT PACKAGES, INNOVATIVELY DESIGNED TO OFFER REAL TIME AND PROACTIVE PRODUCT SUPPORT SOLUTIONS. THESE ARE EXCLUSIVE OFFERINGS AND ARE AVAILABLE TO ONLY A PRIVILEGED FEW.

At the heart of JCB Premier Line are:-

1. Machine uptime.
2. Parts availability at the site.
3. Product support - It offers on-site product support through the placement of site engineers to the customers who have a fleet of these machines*.
4. Road service consultant.



India's best & largest dealer network



JCB Livelink - Stay connected 24x7



Now be assured of your JCB Compactor JCB I16 service, operation and security with the advanced telematics system called Livelink.

SERVICE



Livelink will notify you about the service requirement of your machine. It increases the efficiency of your machine and keeps it in perfect working conditions.

Service reminder

Reminds you when the service of your machine is due; the reminder helps you plan your work better.



Machine data backup

Helps to maintain the records of past services in an organised manner.



Critical machine health alerts

Lets you know the inside of your machine from a faraway location. Helps in taking proactive measures to avoid breakdown through alerts like:

- Low engine oil pressure
- Water in fuel
- Low fuel level



OPERATION



Livelink helps you maintain your machines' health and manage your fleet better by alerting you of any variation in health indicators. It lets you know in real time if your machine is facing a problem or needs any quick check-up.

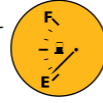
Machine utilisation report

Maintains machine's usage record and helps you analyse & optimise utilisation of machine.



Fuel level information

It also reports any sudden fuel level decrease.



Engine status

Informs you if your JCB machine's engine is switched on or off.



SECURITY



Livelink helps you to keep a track of your machine's location, protection and movement.

GPS tracking

Tells you the exact position of your machine on a map.



Operating hours

Lets you control the number of hours for which your machine will work.



Possible intrusion / Tow away alerts

Helps you save your machine from intruders and possible tow aways.



Geofencing

Lets you keep your machine within the allocated area of work.



COMPACTION MEASUREMENT.

THE INNOVATIVE TECHNOLOGIES USED ON THE JCB I16 ARE INTUITIVE AND RELIABLE UNDER ALL WORKING CONDITIONS, ENSURING THAT COMPACTION WORK IS AS EFFICIENT, SAFE AND SUCCESSFUL AS IT CAN BE.

Efficient compaction.

To make your compaction operation as efficient as possible, you can fit optional JCB COMPATRONIC systems to your JCB I16. There are three systems available, ranging from basic to high-end; whichever you opt for, the accelerator sensor mounted next to the drum will measure the reaction from the ground and provide feedback about the rebound to the corresponding system.

The upshot is that you can minimise your number of passes, avoid over-compaction and prevent jump operation, which can damage both machinery and soil composition.

COMPATRONIC

Round display with LED scale for display of the relative compaction value, warning lamp for jump operation and LED display for vibratory frequency

Search for weak compaction areas

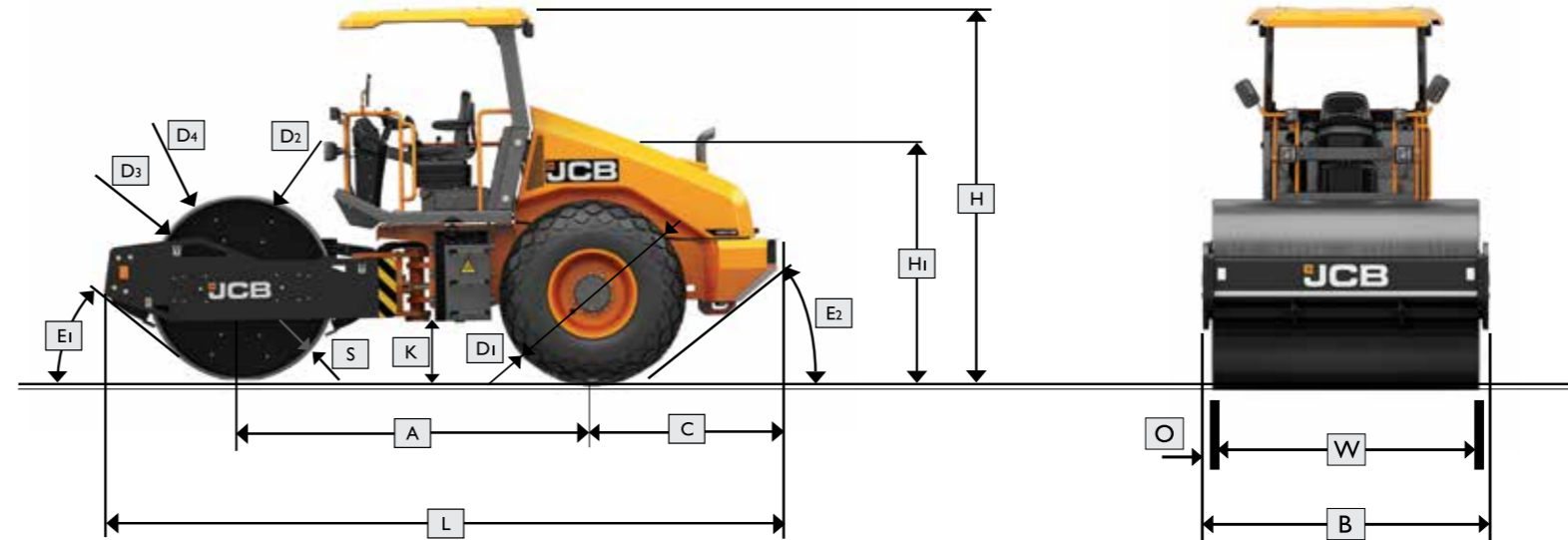
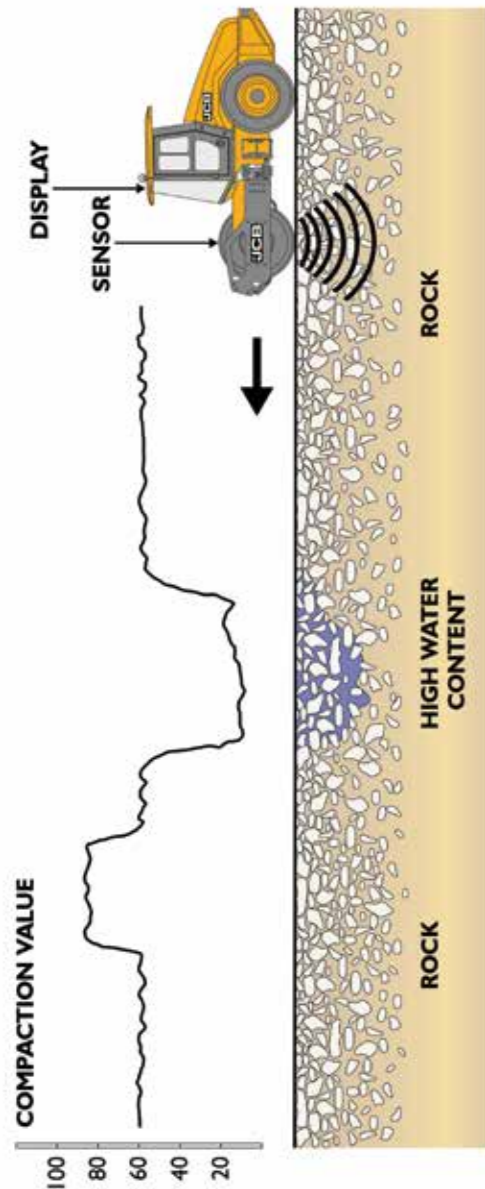
Reduce the number of passes & avoid over compaction



JCB is first in the industry to provide in-built compaction meter which is designed and developed in India

JCBI 16 SPECIFICATION

COMPACTION MEASUREMENT.



STATIC DIMENSIONS

Dimensions in mm		
A	Wheelbase	2846 mm
B	Overall width	2240 mm
C	Axle to rear face	1517 mm
D1	Wheel diameter	1560 mm
D2	Drum diameter (Smooth drum)	1500 mm
D3	Inner diameter padfoot drum	1500 mm
D4	Outer diameter padfoot drum	1680 mm
E1	Front departure angle	39°
E2	Rear departure angle	34°
H	Total travel clearance	2995 mm
H1	Height to top of seat (Unfold)	2280 mm
K	Ground clearance	443 mm
L	Total travel length	5473 mm
O	Overhang	70 mm
S	Drum thickness	28 mm
W	Drum width	2100 mm

OPERATING DATA

		JCB I16		JCB I16DD		JCB I16PD	
		1	2	1	2	1	2
Operating weight	kg	11250		11350		12770	
Operating axle load front / rear	kg	6350 / 4900		6450 / 4900		7870 / 4900	
Vibration stage							
Exciter frequency	Hz (vpm)	32 (1920)	36 (2160)	32 (1920)	36 (2160)	32 (1920)	36 (2160)
Nominal amplitude	mm	1.8	0.8	1.8	0.8	1.28	0.58
Centrifugal force	kN	256	147	256	147	256	147
Centrifugal force / drum width	N/cm	1219	700	1219	700	1219	700
Working speed (Forward/Reverse) max.	km/h	6.5		5		5	
Travel speed (Forward/Reverse) max.	km/h	11		10.5		10.5	
Steering lock angle	degrees	± 35		± 35		± 35	
Vertical oscillation	degrees	± 15		± 15		± 15	
Inner turning radius	m	3.4		3.4			
Tyres		23.1 - 26 / 8 PR		23.1 - 26 / 8 PR		23.1 - 26 / 8 PR	
Number of padfoot						132	
Height of padfoot						80	
Gradeability up to (Drum drive)	degrees (%)	18.5 (34)		28.5/55		28.8 / 55	

JCB reserves the right to change specifications without notice. Illustrations shown may include optional equipment and accessories. The JCB logo is a registered trademark of J C Bamford Excavators Ltd.

JCB I 16 SPECIFICATION

ENGINE

Four-cylinder, water-cooled, four-stroke, turbo-charged, after-cooled diesel engine.

Make	JCB
Model	JCB Diesel Max TCA-74, TCA-85
Total displacement (cm ³)	4399
Gross power (hp)	100 / 114
Operating speed / Rated (rpm)	2000 / 2200
Starting device	Electric motor
Air cleaner	Two stage dry type
Fuel filter	Cartridge
Emission	BS-III confirms to CMVR norms

PROPULSION

Infinitely variable hydrostatic direct drive by variable displacement motor on rear axle and drum (On drum drive machine), limited slip axle.

EXCITER DRIVE

Electrically-controlled hydrostatic direct drive on drum.

EXCITER

Single-shaft circular exciter with overturning weights.

STEERING SYSTEM

Servo assisted centre articulation with automatic oscillation.

SERVICE CAPACITIES

Fuel	litres	300
Engine oil (Engine)	litres	14
Gear oil (Exciter)	litres	5
Hydraulic oil	litres	80
Coolant / System	litres	21

BRAKING SYSTEM

Service brake:	Hydrostatic propulsion system.
Parking brake:	Hydraulically-released multi-disk brake on rear axle and drum drive.
Emergency brake:	Electrically-controlled, disk brake, on rear axle and drum drive.

ELECTRICAL SYSTEM

Voltage	V	12
Battery capacity	Ah	120
Alternator (Current carrying capacity)	A	90

INDICATORS AND SWITCHES

RPM cum hour meter, fuel gauge, engine temperature gauge, indicators for engine oil pressure, battery charging current, hydraulic oil and air filter condition, parking brake, neutral position control lever, switches for speed range selection, frequency, acoustic back-up alarm, four working lights, head lamps, turn signal, hazard-warning lights.

OPTIONS

ROPS & FOPS cab, ROPS & FOPS canopy, compatron, padded foot drum shell, pressure measuring station.

JCB reserves the right to change specifications without notice. Illustrations shown may include optional equipment and accessories. The JCB logo is a registered trademark of J C Bamford Excavators Ltd.



ONE COMPANY, OVER 300 MACHINES.

Dealer's stamp:

JCB INDIA LIMITED : 23/7 Mathura Road, Ballabgarh - 121 004 Haryana, India.
 Tel.: + 91 129 4299000 Fax : +91 129 2309050 E-mail : delhi.marketing@jcb.com
 Website : www.jcb.com

©2009 JCB Sales. All rights reserved. No part of this publication may be reproduced, stored in a retrieval system, or transmitted in any form or by any other means, electronic, mechanical, photocopying or otherwise, without prior permission from JCB Sales. All references in this publication to operating weights, sizes, capacities and other performance measurements are provided for guidance only and may vary dependant upon the exact specification of machine. They should not therefore be relied upon in relation to suitability for a particular application. Guidance and advice should always be sought from your JCB Dealer. JCB reserves the right to change specifications without notice. Illustrations and specifications shown may include optional equipment and accessories. The JCB logo is a registered trademark of J.C. Bamford Excavators Ltd.

